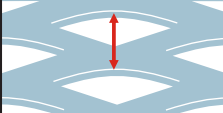

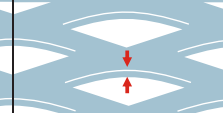


 <ul style="list-style-type: none"> ◆ LUNGA DIAGONALE ◆ LONG WAY MESH ◆ LONGUE DIAGONALE ◆ LANGE DIAGONALE ◆ DIAGONAL LARGA 	 <ul style="list-style-type: none"> ◆ CORTA DIAGONALE ◆ SHORT WAY MESH ◆ COURTE DIAGONALE ◆ KURZE DIAGONALE ◆ DIAGONAL CORTA 	 <ul style="list-style-type: none"> ◆ AVANZAMENTO ◆ STRAND WIDTH ◆ LANIERE ◆ STREGBREITE ◆ ANCHO HILO 	 <ul style="list-style-type: none"> ◆ SPESSORE ◆ THICKNESS ◆ EPAISSEUR ◆ DICKE ◆ ESPESOR CHAPA 	 <ul style="list-style-type: none"> ◆ ACCIAIO FE DD 13 ◆ MILD STEEL FE DD 13 ◆ ACIER DOUX FE DD 13 ◆ STAHL FE DD 13 ◆ ACERO FE DD 13 	 <ul style="list-style-type: none"> ◆ SUPERFICIE DI PASSAGGIO % ◆ OPEN AREA % ◆ TRANSPARENCE FRONTALE % ◆ FREIER QUERSCHNITT % ◆ TRANSPARENCIA FRONTAL %
200	80	33	1,5	9,8 +-10%	28%~
			2	13 +-10%	
			3	19,5 +-10%	

- ◆ EXPANDED METAL FOR COVERING
- ◆ METAL DEPLOYE POUR FACADES
- ◆ STRECKMETALL FÜR VERKLEIDUNGEN
- ◆ METAL EXPANDIDO PARA FACHADAS